




PHANTOM adds classical high-hose functionality with elegant lines and impressive design, adding a modern face to the fuel stations.

PHANTOM is developed with superior design features. Raises the value of your station at an affordable cost, makes your investment easier.

ELECTRONICS

The newly improved high-tech MKR-5 pump calculator provides the latest in dispenser electronics, enabling to communicate with all major automation and forecourt site controllers and thus providing wide range of flexibility for different applications.



Electronics	MKR5 + HC
Type	SMB - Modular
Capacity	1-4 Product 1-8 Nozzles 1-2 Fillings
Mains Supply	Calculator: 240 VAC Suction: 240/380 VAC
Frequency	50 ±5 Hz
Operating Temperature	-25 ~ +55°C
Humidity	100%
Consumption	Calculator: 55 W Motor: 0.55 kW
Electronic Totals	10 Digits (E & NE)
Electromechanical Totalizator	7 Digits (non-resettable)
Preset Programming	Volume / Amount
Preset Programming (Option)	2 Button (big-small value)
Password Protection	User and Service Access
Electronic Calibration	Smart Pulse Generator
Solenoid Valve Drive	Two Stage
Display (Standard)	8" LCD, 1" Digit, Orange Backlit
Display (Option)	10" LCD, 1¼" Digit, Blue Backlit
Communication Port (Current Loop - RS485)	Current Loop, RS485
Fiscal Cash Register Compatible	√

FLOWMETER

At the heart of every MEKSER dispenser lies 35 years of hydraulic production experience. Fully machined in-house by high technology CNC machines, assembled and tested by experienced craftsmen.

MEKSER hydraulics have internationally recognized quality and accuracy approvals.



Flowmeter	PM2
Type	Positive Displacement
Piston	2
Cylinder Volume	0.50 Lt./Rev.
Body	Al. Injection
Minimum Measured Volume (MMQ)	2
Calibration Tolerance	%±0.05 (better than %±0.25)
Maximum Pressure	0.3
Temperature Range of Liquid	-20 ~ +50°C
Type of Liquid	Gasoline and Diesel
Mechanical Calibration	Optional
Electronic Calibration	Standard

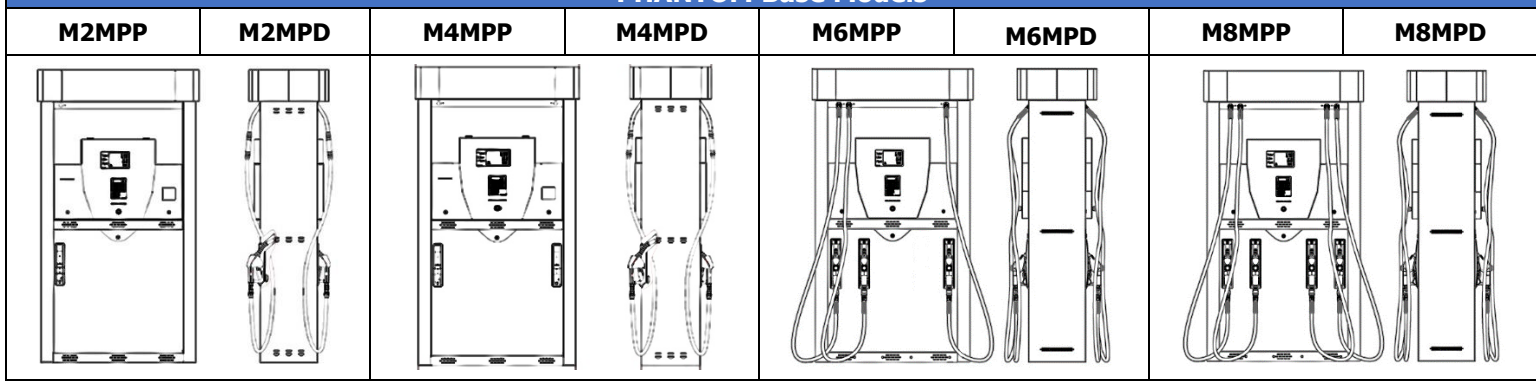
PUMPING UNIT



VP80G is a self-priming gear type suction unit with a certified gas separator, adjustable sealed by-pass valve, control valve and washable stainless steel inlet filter. VP80G works silent with proven performance in the harshest conditions. VP120 is a self-priming vane type suction unit with the same functionalities for heavy duty applications.

Suction Pump	VP 80 G	VP 120
Type	Gear	
Body	Al. Injection	
Maximum Flow (Lt./Sec.)	80	120
Pump Rev (rpm)	680	680
Noise (dB)	79	82
By-Pass Pressure Configuration (bar)	2 - 2.5	3 - 3.5
Dry Suction (mmHg)	450	450
Min. Fuel Suction (mmHg)	700	700
Inlet Filter (Suction Type)	√	√
Cartridge Filter (Pressure Type) (10 µm – 30 µm)	√	√

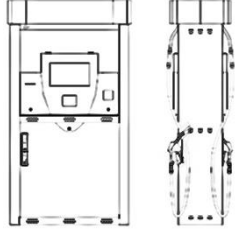
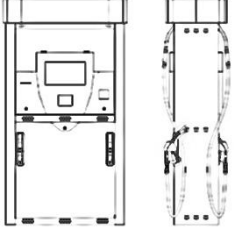
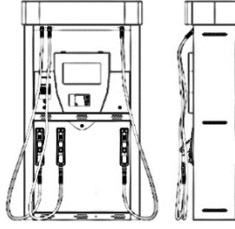
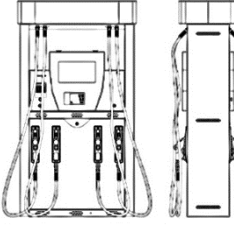
PHANTOM Base Models



Technical Features of PHANTOM Series Fuel Dispensers

		M2MPP	M2MPD	M4MPP	M4MPD	M6MPP	M6MPD	M8MPP	M8MPD
System		Suction	Pressure	Suction	Pressure	Suction	Pressure	Suction	Pressure
Fuel Type		2	2	2	2	3	3	4	4
Nozzle Automatic	3/4" – 1"	2	2	4	4	6	6	8	8
Simultaneous Filling		2	2	2	2	2	2	2	2
Display	6-6-4	2	2	2	2	2	2	2	2
Capacity		Standard: 45 Lt./Min. High Speed: 70 Lt./Min. Heavy Duty: 120Lt/Min.							
Hose	4.5 Mt.	Standard: 5/8" High Speed: 1" Heavy Duty : 1"							
Operating Temperature		-25 °C ~ +55°C							
Relative Humidity		%100							
Supply Voltage		Single Phase: 220 VAC ±%15 Three Phase: 380 VAC ±%15							
Frequency		50/60 Hz ±5							
Power Consumption									
Electronic Unit		100 W	100 W	100 W	100 W	100 W	100W	100 W	100W
Motor Three Phase	3/4 Hp.	0.55 kva	--	0.55 kva x 2	--	0.55 kva x 2	-	0.55 kva x 2	-
Dimensions (width x depth x height)		* Dimensions may differ depending the options.							
Net	cm	56 * 124,5 * 235,9	56 * 124,5 * 235,9	56 * 124,5 * 235,9	56 * 124,5 * 235,9	56 * 124,5 * 235,9	56 * 124,5 * 235,9	56 * 124,5 * 235,9	56 * 124,5 * 235,9
Gross	cm	90 * 140 * 255	90 * 140 * 255	90 * 140 * 255	90 * 140 * 255	90 * 140 * 255	90 * 140 * 255	90 * 140 * 255	90 * 140 * 255
Suction Pump (Suction Types)		Gear Type	--	Gear Type	--	Gear Type	--	Gear Type	--
Accuracy		± 0.05%							
Electronic Calibration (on Pulser)		√	√	√	√	√	√	√	√
Electro-mechanical Totalizer	7 Digit	√	√	√	√	√	√	√	√
Amount / Volume Preset		√	√	√	√	√	√	√	√
Stop Button		√	√	√	√	√	√	√	√
Nozzle Swivel	360°	√	√	√	√	√	√	√	√
Breakaway	3/4" - 1"	√	√	√	√	√	√	√	√
Spin-on Filter (Pressure Types)	10µ - 30µ	--	√	--	√	--	√	--	√
Inlet Filter (Suction Types)	Metal	√	--	√	--	√	--	√	--
Communication Port (CL / RS485)		√	√	√	√	√	√	√	√
Cash Register Compatible		√	√	√	√	√	√	√	√
Packaging		Wooden Pallet + Cardboard Box + Bubble + Stretched Nylon							

Options *
PHANTOM Series Fuel Dispensers

		M2MPP	M2MPD	M4MPP	M4MPD	M6MPP	M6MPD	M8MPP	M8MPD
Heater	160W x 2	√	√	√	√	√	√	√	√
Mechanical Calibration (on flowmeter)		√	√	√	√	√	√	√	√
Receipt Printer		√	√	√	√	√	√	√	√
Metal Keyboard		√	√	√	√	√	√	√	√
Motor Single Phase		√	√	√	√	√	√	√	√
Hose		Standard: 5/8"		High Speed: 1"		Heavy Duty : 1"			
Capacity		Standard: 45 Lt./Min.		High Speed: 70 Lt./Min.		Heavy Duty: 120Lt/Min.			
Nozzle Automatic		3/4" – 1"							
Breakaway		3/4" - 1"							
Multimedia	LCD Panel 19"								

*Options must be specified on order

Approvals

ATEX 2014/34/EU
MID 2014/32/EU



